

### Enclosures:

#### Cast Aluminum:

Oven baked powder coating  
hammertone grey

#### Also available in SS 316

Wheaterproof IP 66 -  
EN 60529

(Nema 4X)

#### Repeatability:

typical 0.2% of Full Scale

#### Standard unit:

Degrees Celsius

#### Optional: Fahrenheit

Standard process connection:  
1/2" NPT M

Standard Buld Diameter:  
10 mm

#### For wetted parts:

more possibilities available,  
see full catalogue


**BETA SWITCHES ARE,  
BUILD TO LAST!**

Do you want to know more:

Please contact your local dealer  
and ask for the General Bulletin.  
Or contact us directly!



[www.beta-b.nl](http://www.beta-b.nl)



### Ranges for Temperature switches

RANGE CODE	ADJUSTABLE RANGE		MAX. DEADBAND <sup>3)</sup>		MAX. TEMPERATURE		PROOF TEMPERATURE		MAX. PROCESS PRESSURE	
		°C		°C		°C		°C		bar
T 528 H	-40 / +40	°C	3	°C	+125	°C	+200	°C	175	bar
T 548 H	0 / +95	°C			+200	°C	+250	°C		
T 568 H <sup>1)</sup>	+60 / +180	°C			+300	°C	+350	°C		
T 588 H <sup>2)</sup>	+160 / +300	°C	3.5	°C	+400	°C	+450	°C		

1) In case process temperature > 140 °C, Direct mount sensing bulb is not recommended.

2) Not in combination with Direct mount sensing bulb.

3) For deadband calculation in combination with "SR"- and "SP"- micro, Consult Factory.

**Disclaimer:** We reserve the right to make changes or modify the contents of this document without prior notice. BETA B.V. does not accept any liability or claim whatsoever for potential errors, incorrect interpretation or possible lack of information in this document. It is clearly and only intended as course and general information of our products.

**Making the modelcode: Follow steps 1 to 5**

**1 Selection of enclosure type.**

Conduit	Material	Enclosure code
Pg13.5	Aluminium	<b>C1</b>
M20x1.5	Aluminium	<b>C2</b>
3/4" NPT F	Aluminium	<b>C3</b>
1/2" NPT F	Aluminium	<b>C4</b>
M20x1.5	SS 316	<b>C8</b>
3/4" NPT F	SS 316	<b>C9</b>

**2 Selection of range code, see front page**

**3 Selection of process connection.**

Process Connection	Code	Type of temperature sensing bulb	
1/2" NPT (M)	<b>D00</b>	Direct mount	128 mm length
	<b>D02</b>	Direct mount	225 mm length
	<b>C02</b>	Capillary mount	2 m. capillary length
	<b>C05</b>	Capillary mount	5 m. capillary length
	<b>C10</b>	Capillary mount	10 m. capillary length
	<b>CXX</b>	Capillary mount	Special capillary length

**Note:** All SS 316 stainless steel sensor, capillary (SS 304 armored) and compression fitting.

1) Not in combination with range T588H (+160/+300 °C), not recommended with T588H in case of process temperature >140 °C.

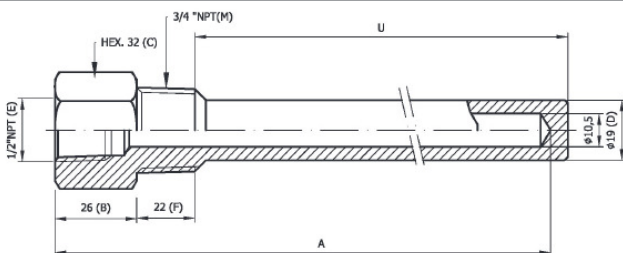
2) Length of capillary should be specified, consult your BETA Switch Representative. (Max 15 m.)

**4 Selection of wetted parts**

All temperature switches have "S0" welded diaphragm.

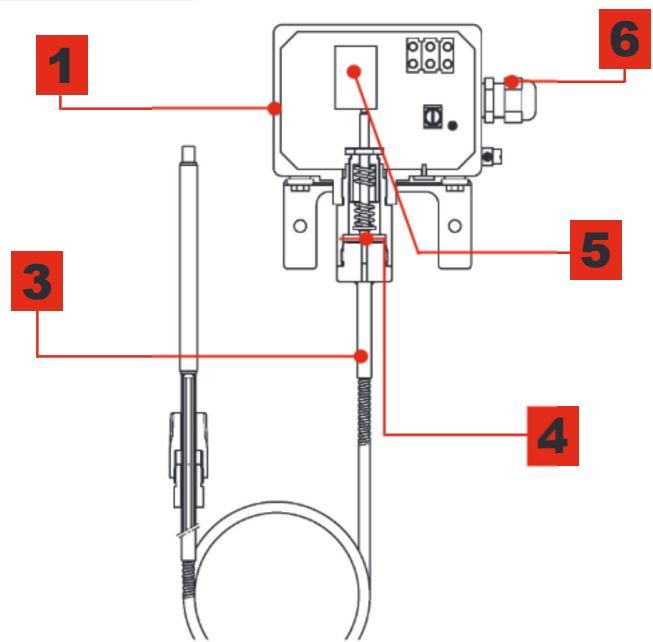
**Accessoires:**

**Thermowell (SS 316)**



**Standard BETA Thermowell**

CODE	INSERTION LENGTH U (MM)	INSERTION ELEMENT LENGTH A (MM)	FIT TO BETA TEMP. SENSING BULB
<b>TW 11</b>	115	155	D00, C02, C03
<b>TW 15</b>	155	195	C02, C03, C05
<b>TW 19</b>	190	228	D02, C02, C03, C05



**5 Selection of microswitches**

Rating		Use:	Switch Code: <sup>1)</sup>
VAC.	VDC. <sup>3)</sup>		
480/ 15A	28/ 0.5A	<b>Standard</b>	<b>K1</b> <sup>2)</sup>
480/ 10A	28/ 0.5A	Standaard for L-serie	<b>L1</b>
480/ 15A	125/ 0.5A	Normal DC-service	<b>U1</b> <sup>2)</sup>
125/ 1A	28/ 0.5A	For use in H <sub>2</sub> S environment and/or for (EEx)i applications. <sup>3)</sup>	<b>G1</b> <sup>**</sup>
250/ 0.1A	30/ 0.1A		<b>Y1</b>
250/ 0.1A	30/ 0.1A	Environmental proof(IP 67)	<b>O1</b>
250/ 2A	30/ 2A		<b>N1</b>

1) For D.P.D.T action, second code figure should be specified as "2"  
**For example: K1 = S.P.D.T./ K2 = D.P.D.T**

2) VDE certified acc. to DIN EN 61 058-1:1992+A1:1993.

3) Indicated ratings are for resistive DC load only.

\*\* DC Rating not U.L. listed, although experience and third party testing confirm the D.C Voltage ratings. Consult your local BETA switch Representative.

**6 Selection of options**

Description	Option code
Cable gland	<b>C</b>
For (EEx) I applications	<b>I</b>
Stainless steel tag key ringed to enclosure (Tag has 2 lines - 16 characters per line)	<b>S</b>
Epoxy coating of enclosure and sensorbody (external)	<b>Y</b>

**NOTES:**

- BETA Thermowells to be ordered as separate item. Do not include Thermowell code into the switch code.
- Special Thermowell possible. Consult your BETA Switch Representative.